

The KTimer Handbook

A. L. Spehr



The KTimer Handbook

Contents

1	Introduction	5
2	Using KTimer	6
2.1	Settings	8
3	Credits and License	9

Abstract

KTimer is an application that lets you start an application after a certain amount of time has passed.

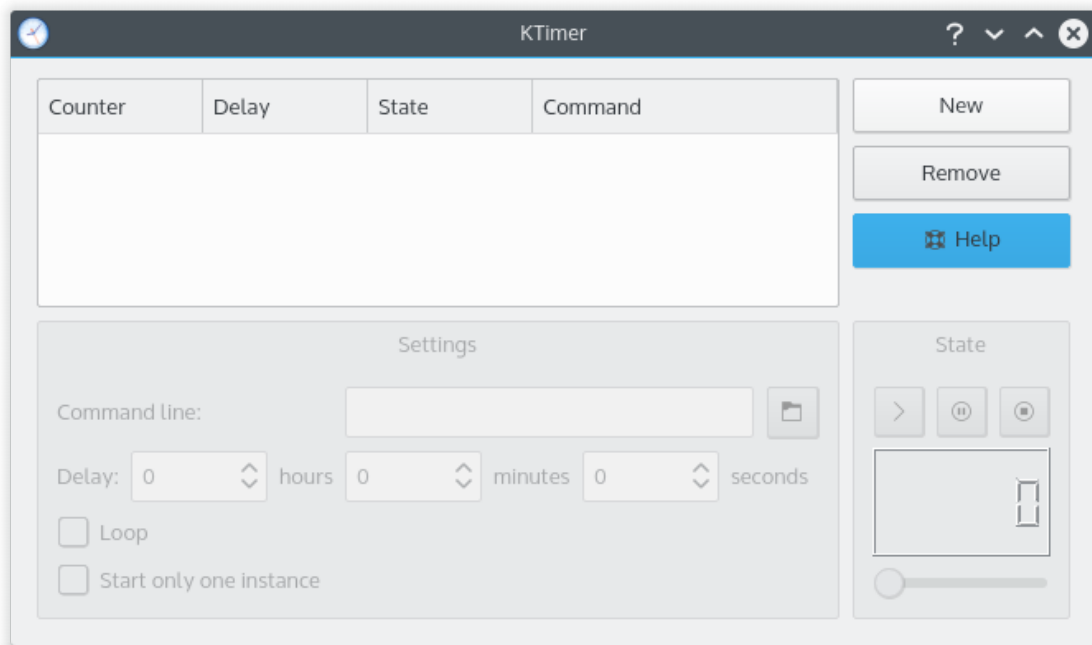
Chapter 1

Introduction

KTimer allows you to enter several tasks and to set a timer for each of them. When the timer reaches zero, the task is executed. The timers for each task can be started, stopped, changed, or looped.

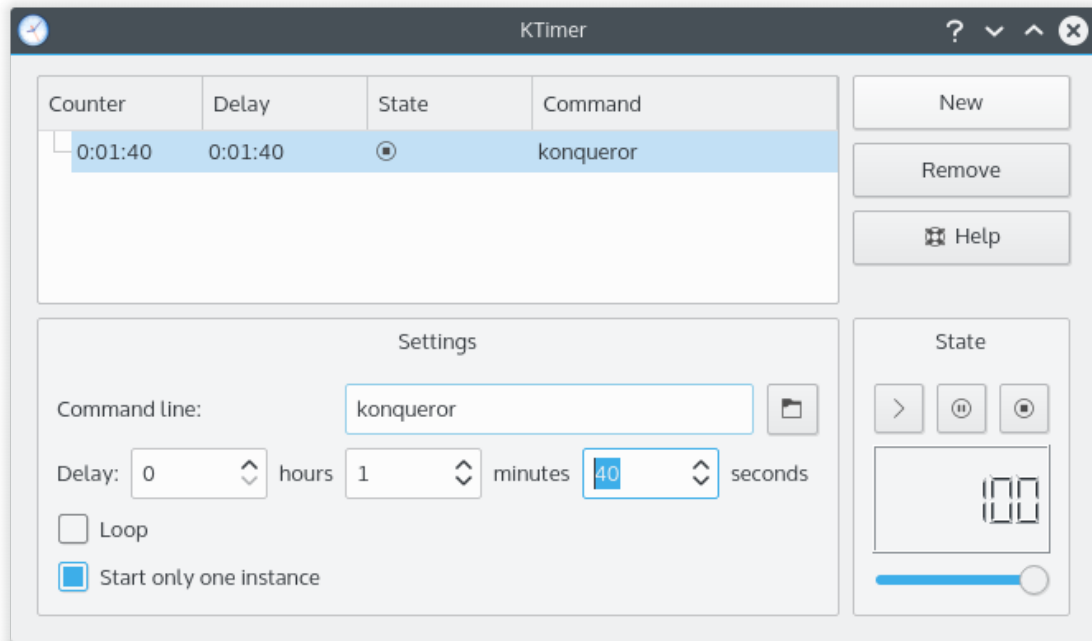
Chapter 2

Using KTimer

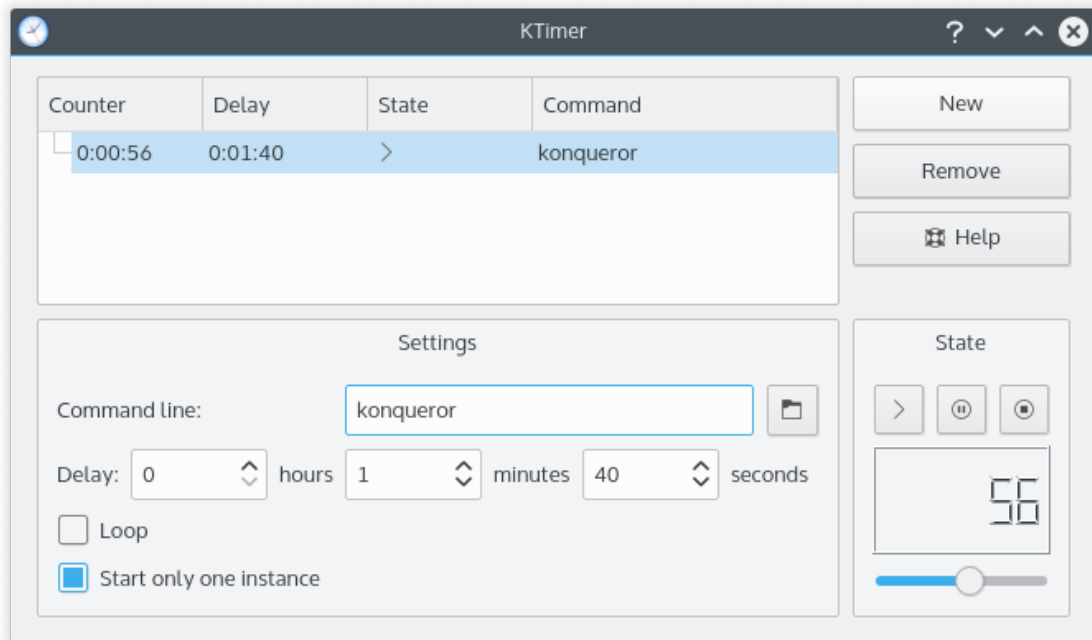


To start, first add a task by selecting **New**. Then type the command you wish to execute into the **Command line:** box. You can then adjust the settings, or start the timer countdown. When the time is up, the command will be run.

The KTimer Handbook



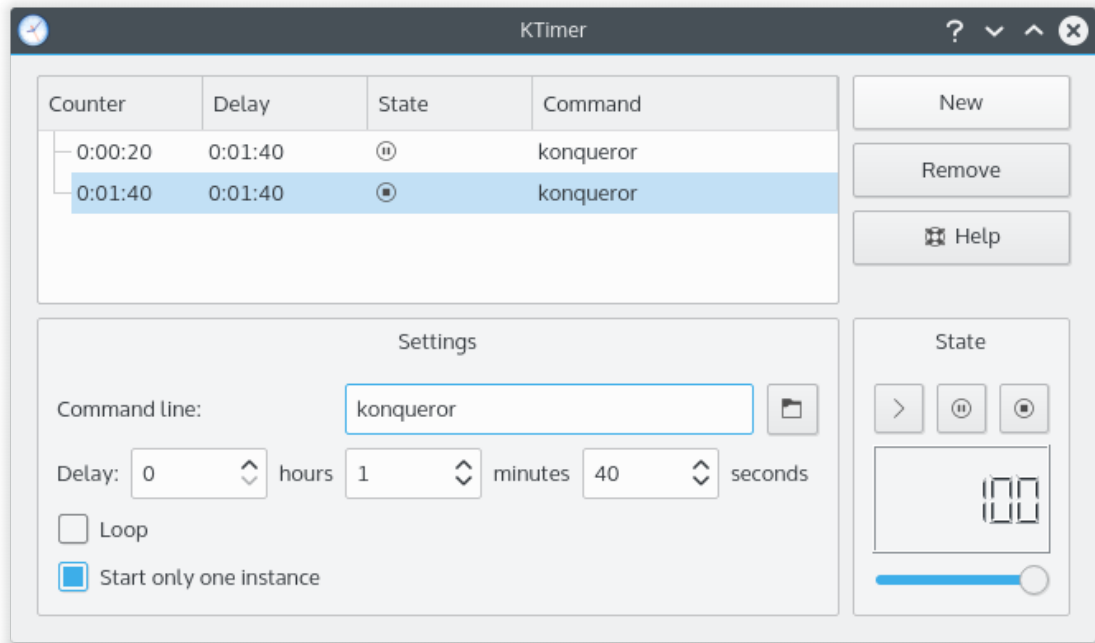
Let's use Konqueror as an example. By default, it will start in 100 seconds once the timer countdown is started.



Now let's start the task. Here it has been running for a bit and is partway through the countdown. In 56 seconds, Konqueror will be started.

See that sliding bar? You can use it to quickly increase or decrease the amount of time on a task.

The KTimer Handbook



Now two Konquerors are scheduled to be run. The top one will be run in 20 seconds, and the bottom one is currently stopped. You can add more commands. While you can never have too many Konquerors, you probably want to use other executables. Your own shell script, perhaps.

2.1 Settings

New

Adds a new task.

Remove

Removes the current task.

Help

Opens the Handbook.

Chapter 3

Credits and License

KTimer

Program Copyright 2001 Stefan Schimanski 1Stein@gmx.de

Documentation Copyright 2008 A. L. Spehr zahl+kde@transbay.net

This documentation is licensed under the terms of the [GNU Free Documentation License](#).

This program is licensed under the terms of the [GNU General Public License](#).